



**ADVANCED
BATTERY
SOLUTIONS**

**NEXSYS[®]
BATTERIES**
TECHNICAL DATA SHEET

POWER WHEN
YOU NEED IT



EnerSys[®]
Power/Full Solutions

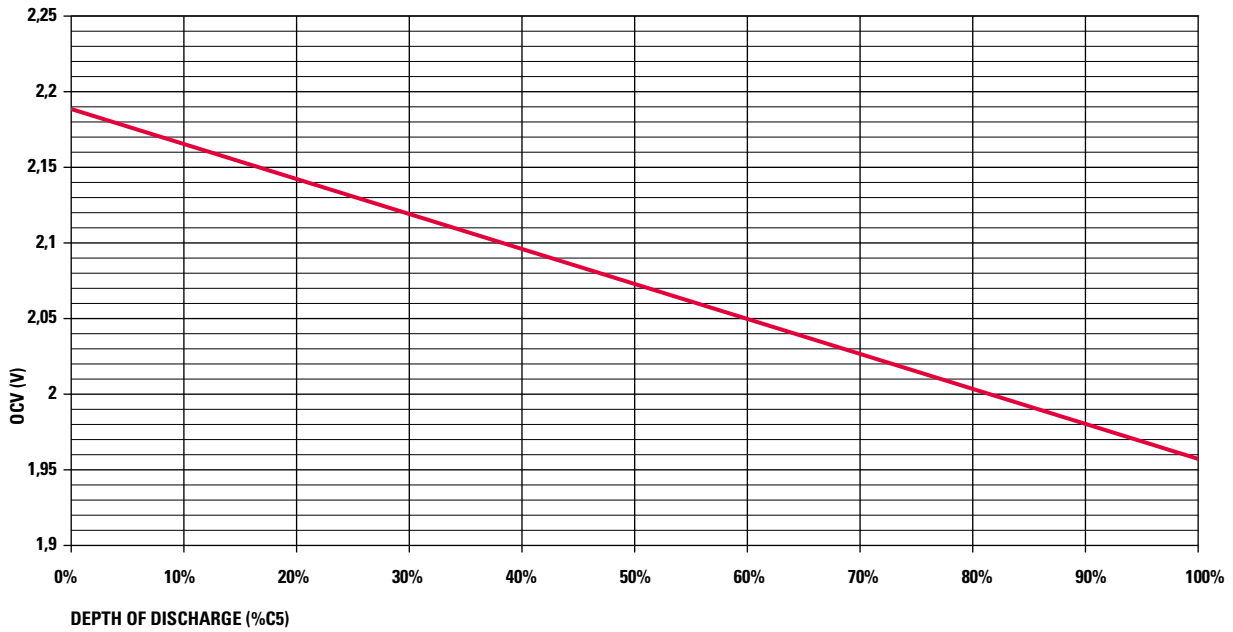
NexSys® Cells, with bolt-on connectors, dimensions according to DIN/EN 60254-2 and IEC 254-2 Series L standards.

Cell type	Nominal capacity C5	Cell length	Total cell height	Cell width	Cell weight ±5%	Energy from 100% to 20% SOC
	Ah	mm	mm	mm	kg	Wh
2NXS130	130	47	370	198	8.9	211
3NXS195	195	65	370	198	12.6	316
4NXS260	260	83	370	198	16.4	421
5NXS325	325	101	370	198	20.1	527
6NXS390	390	119	370	198	23.8	632
2NXS164	164	47	435	198	10.8	266
3NXS246	246	65	435	198	15.3	399
4NXS328	328	83	435	198	19.8	531
5NXS410	410	101	435	198	24.4	664
6NXS492	492	119	435	198	29.0	797
2NXS190	190	47	485	198	12.2	308
3NXS285	285	65	485	198	17.4	462
4NXS380	380	83	485	198	22.6	616
5NXS475	475	101	485	198	27.8	770
6NXS570	570	119	485	198	33.0	923
2NXS220	220	47	541	198	13.8	356
3NXS330	330	65	541	198	19.8	535
4NXS440	440	83	541	198	25.7	713
5NXS550	550	101	541	198	31.6	891
6NXS660	660	119	541	198	37.6	1069
7NXS770	770	137	541	198	42.5	1247
2NXS234	234	47	574	198	14.8	379
3NXS351	351	65	574	198	21.1	569
4NXS468	468	83	574	198	27.5	758
5NXS585	585	101	574	198	33.8	948
6NXS702	702	119	574	198	40.2	1137
7NXS819	819	137	574	198	46.9	1327
2NXS250	250	47	600	198	15.6	405
3NXS375	375	65	600	198	22.2	608
4NXS500	500	83	600	198	28.8	810
5NXS625	625	101	600	198	35.5	1013
6NXS750	750	119	600	198	42.1	1215
7NXS875	875	137	600	198	49.8	1418
2NXS280	280	47	675	198	17.4	454
3NXS420	420	65	675	198	24.6	680
4NXS560	560	83	675	198	32.0	907
5NXS700	700	101	675	198	39.3	1134
6NXS840	840	119	675	198	46.6	1361
7NXS980	980	137	675	198	54.5	1588

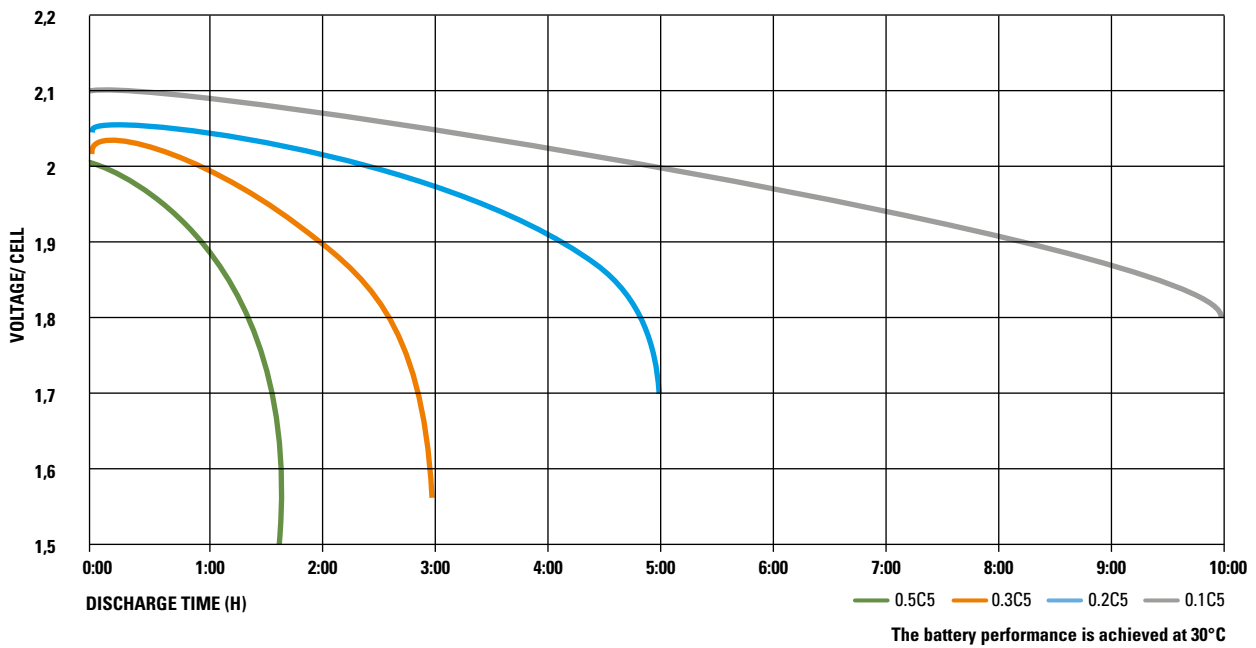
NexSys Cells, with bolt-on connectors, dimensions according to IEC 254-2 Series E standard.

2NXSB160	160	45	541	157.5	10.8	259
3NXSB240	240	61	541	157.5	14.8	389
4NXSB320	320	77	541	157.5	18.7	518
2NXSB200	200	45	630	157.5	12.9	324
3NXSB300	300	61	630	157.5	17.7	486
4NXSB400	400	77	630	157.5	22.2	648

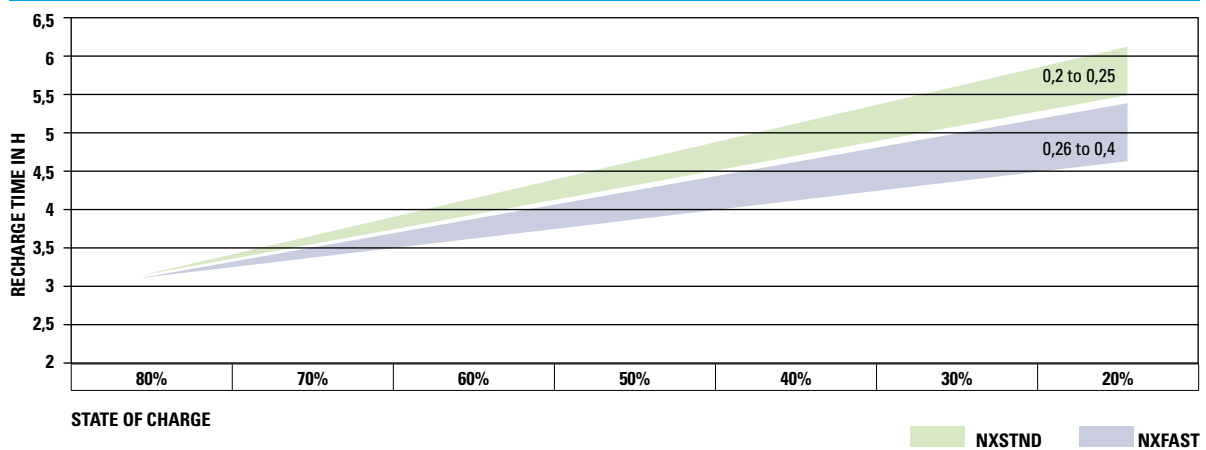
Open Circuit Voltage vs % Depth Of Discharge



Discharge curves at various discharge rates-schematic discharge



Time for full recharge at various initial State of Charge





EnerSys EMEA
EH Europe GmbH
Baarerstrasse 18
6300 Zug
Switzerland
Tel. +41 44 215 74 10
Fax +41 44 215 74 11

Energys Ltd
Oak Court
Clifton Business Park
Wynne Avenue
Swinton
Manchester M27 8FF
United Kingdom
Tel. +44 161 794 4611
Fax +44 161 727 3809